



河南工程学院  
HENAN UNIVERSITY OF ENGINEERING

河南工程学院  
2020-2021 学年本科教学质量报告

纺织工程学院



2021年9月

# 2020-2021

▪

▪

2012 9

1910

1		1		1
	1			1
2		1		1
	2		1	1125
	1			
		1	1	
			1	1
				1

▪

与

3

2020

938

2020

312

316

100%

311

98.4

1

525

107

524

108

1

2020

	165	165	160	97%
	75	77	77	100%
	50	50	50	100%
	22	24	24	100%

2020-2021

1632

938

57.5%

			55		41		
	1		1			6	
		4		16	16		
		58.18%				81.82%	35
	7		12.73%	36	45	20	36.36%
55	17		30.91%	56	11	20%	

	2021	9			41		1
	41.5		0.5			938	22.60
1							

	2020-2021				46		
17							100%
		166				42	
25.30%				53			31.93%

	2020-2021						
	405	4			1		
		2		1	1		1
						3	

予

1.

	2020			68.88			41
		15				13.8	
							9.53
							6

2.

			1	75 <sup>2</sup>
				3000
	30	30	2700	

3.

	CAD		2021	9
		2720	1000	/
				5325

4.

			8	182
		6600		1
	2			

5

· 与

	2	3	2021	9
		3+1		

2020-2021

1.

•

2020-2021

1

1

1

3

1

2.

2

5

2020-2021

50

80%

2020-2021

2

1

	2020-2021			
		2020		
		1	3	1
	4			
予	4			
	2020-2021			
			CCIA	
		1		
	2	2	1	1

予 与  
· 与

			27			
		10				18 /
		9	5			
55.6%	1	1	6	1		
88.9%		41	13		12	14
26						
				1000 /		2720
5325						
					23	

Education OBE

Outcome-Based

5



4

1

2

CAD

予

2020-2021  
166  
16.87%

28 92

2020-2021

57 13

100% 11

2020-2021  
30-60 96.15%

26 30

3.85%

100%

2020-2021

13      2      10      15      2.85      40      70      27

2021      9      23

与

2021

75%

284      44

1:6.47      14      31.8%      15      34.1%      1

2.3%      3

283

2020-2021

641      153.6

87

1      1

122  
60.7%

1  
122

39  
7.5%

34

2020-2021

26  
1  
2021  
与  
9  
169  
21.25%

ppt

75

8  
2

2020-2021

1  
3  
+

90%

29

2020

2020-2021

2020-2021

2

2


予

2020-2021

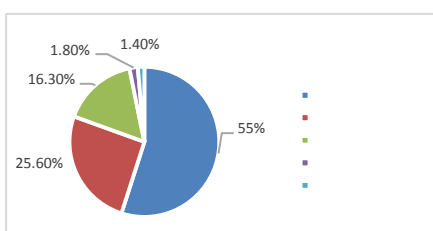
2020

2021

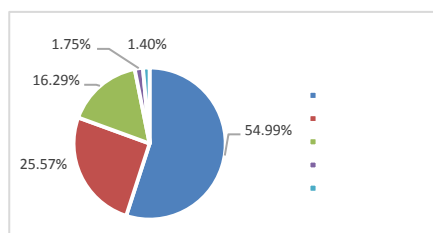
2020-2021

571

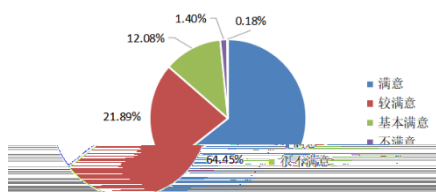
2020-2021



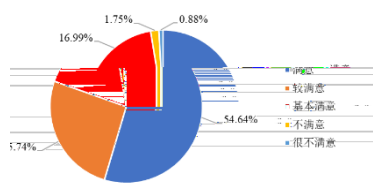
(1)



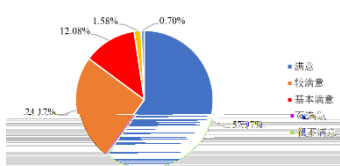
(2)



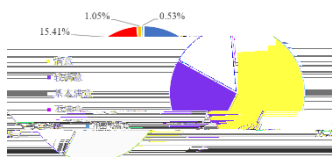
(3)



(4)



(5)



(6)

1

2020-2021

96.9%

97.8%

98.4%

98.42%

96.8%

97.4%

2020-2021

203  
 5  
 3.2%  
 14  
 9  
 30  
 与  
 33  
 2020  
 10.6%  
 与  
 2021  
 213  
 212  
 99.53%  
 212  
 99.53%  
 予  
 2021  
 208  
 118  
 90  
 44  
 35  
 9  
 21.25%  
 29.7%  
 与  
 2020-2021  
 1000  
 1 3 2020  
 97.81%  
 78.75%  
 44  
 21.25%

与

· OBE

OBE

- - -

▪

1.

▪

2.

▪



1.

+

2.